

# “Can we touch?” Book

## Directions to make the activity:

Laminate and cut out each page. Bind the book. Laminate and cut out the picture symbols from the vocabulary page. Attach soft Velcro to the back of each “answer” picture symbol. Attach hard Velcro onto the “answer” square on the bottom right corner of each page of the book. Attach hard Velcro to the back of the book to store all picture symbols needed.

## How to use this activity:

The goal is that your child chooses the correct answer for the question on each page and puts the picture symbol onto the answer square on the bottom right corner of each page of the book.

## Adaptations

- Ask your child to read the question and provide the correct answer verbally.
- Your child writes down the answers for each question.

## References

**The Picture Communication Symbols ©1981–2011 by Mayer-Johnson LLC. All Rights Reserved Worldwide. Used with permission.**

**Boardmaker® is a trademark of Mayer-Johnson LLC.**

### **DynaVox Mayer-Johnson**

2100 Wharton Street

Suite 400

Pittsburgh, PA 15203

Phone: **1 (800) 588-4548**

Fax: **1 (866) 585-6260**

Email: [mayer-johnson.usa@dynavoxtech.com](mailto:mayer-johnson.usa@dynavoxtech.com)

Web site: [www.mayer-johnson.com](http://www.mayer-johnson.com)



Copyright © ErinoakKids Centre for Treatment and Development. 2012. All Rights Reserved.

This Autism Spectrum Disorders resource is provided for informational purposes only and is not a substitute for professional advice, diagnosis or treatment, from a qualified health-care provider.

# Can We Touch?

Adapted From: Wrobel, M. (2003), pg 199

Can we touch?

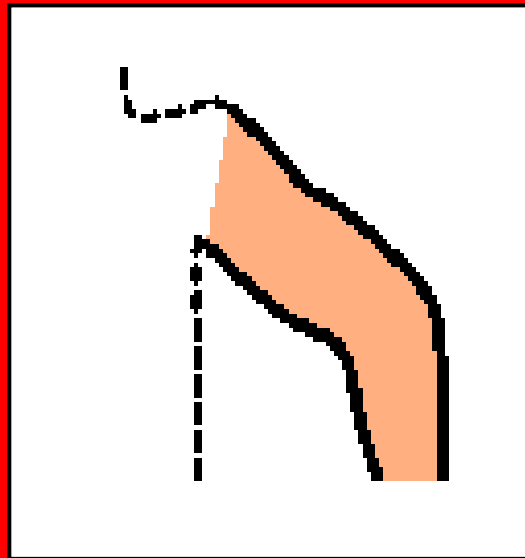


A person's head  
Or face

Answer

# “Can we touch?” Book


Can we touch?




A person's arm

Answer

Can we touch?




A person's hand



Answer

## “Can we touch?” Book

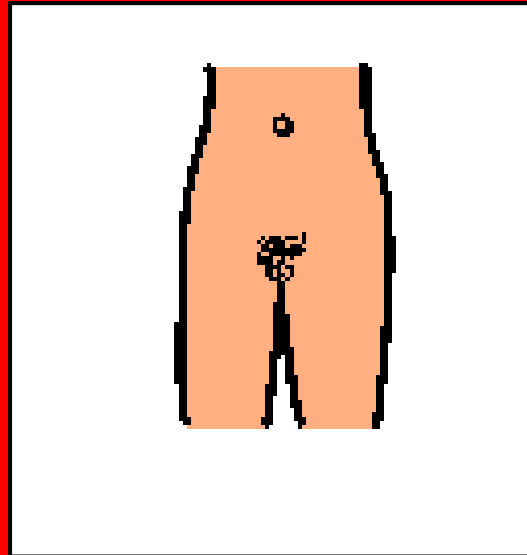
Can we touch?



A person's back

Answer

Can we touch?




Private areas  
on girls

Answer

## “Can we touch?” Book

# Can we touch?



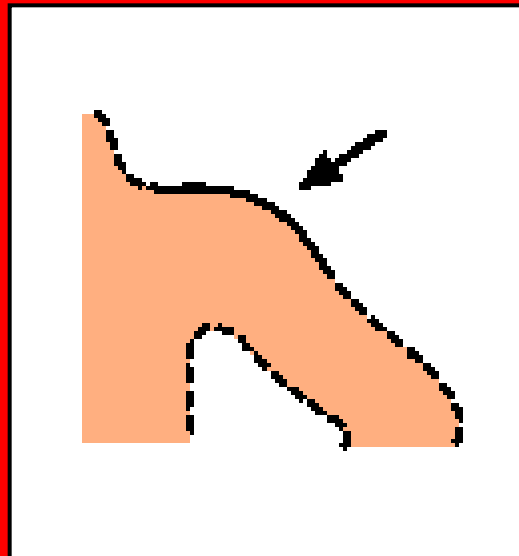
Private areas  
on boys

Answer



## “Can we touch?” Book

Can we touch?




A person's shoulder

Answer

## “Can we touch?” Book





























Can we touch?



A person's leg

Answer

# “Can we touch?” Book

no 	yes  <b>YES</b> 	no 	yes  <b>YES</b> 	no 
no 	yes  <b>YES</b> 	no 	yes  <b>YES</b> 	no 
no 	yes  <b>YES</b> 	no 	yes  <b>YES</b> 	no 
no 	yes  <b>YES</b> 	no 	yes  <b>YES</b> 	no 

Copyright © ErinoakKids Centre for Treatment and Development. 2012. All Rights Reserved.

This Autism Spectrum Disorders resource is provided for informational purposes only and is not a substitute for professional advice, diagnosis or treatment, from a qualified health-care provider.